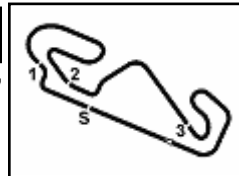


**3.1**  
Yamaha R7

Circuit de Barcelona 4.657 m

# Catalunya Round, 23-25 September 2022

## Results Race 1

Laps 12 = 55,884 Km - Time of Race 23'12.894 - Avg. 144,435 km/h

1 / 2

Pos	Grid	No. Rider	Nat	Team	Bike	LL	Gap	Rel.	Fastest Lap	Speed	Qualifying	Speed
1	27	<b>27 F. ROVELLI</b>	ITA	Geko Bike	Yamaha R7	12			1'54.973	221,8		223,1
2	6	<b>43 E. MOLINA</b>	ESP	V.Ferrer	Yamaha R7	12	<b>0.558</b>	0.558	1'54.783	220,9		219,1
3	5	<b>81 M. PEREZ</b>	ARG	Motor Center BCN	Yamaha R7	12	<b>0.830</b>	0.272	1'54.998	224,5		214,7
4	4	<b>70 R. MAITRE</b>	FRA	Motosport 70	Yamaha R7	12	<b>0.896</b>	0.066	1'54.915	220,0		214,7
5	1	<b>75 F. STARNONE</b>	ITA	Moto Shop	Yamaha R7	12	<b>2.643</b>	1.747	1'54.580	225,0		216,0
6	11	<b>41 N. CAMPEDELLI</b>	ITA	Team Rosso e Nero	Yamaha R7	12	<b>6.885</b>	4.242	1'55.535	224,1		215,1
7	8	<b>8 M. GIROTTI</b>	ITA	Team Rosso e Nero	Yamaha R7	12	<b>13.930</b>	7.045	1'55.642	225,5		223,1
8	16	<b>34 L. CLEMENT</b>	FRA	Motosport 70	Yamaha R7	12	<b>14.055</b>	0.125	1'55.821	225,5		220,9
9	7	<b>30 D. SAN EMETERIO</b>	ESP	Motos Lolo	Yamaha R7	12	<b>14.200</b>	0.145	1'56.082	228,3		219,5
10	14	<b>21 D. CALZONI</b>	ITA	S97 Racing	Yamaha R7	12	<b>18.378</b>	4.178	1'56.361	223,6		214,3
11	12	<b>40 K. SIBILLE</b>	FRA	SMP Racing	Yamaha R7	12	<b>19.277</b>	0.899	1'56.524	224,1		212,6
12	15	<b>64 M. CHABANY</b>	FRA	B2R Bonneton 2 Roues	Yamaha R7	12	<b>19.896</b>	0.619	1'56.732	229,3		218,2
13	10	<b>42 A. BEAUPERE</b>	FRA	Racing Team 49	Yamaha R7	12	<b>24.676</b>	4.780	1'57.055	226,4		220,0
14	13	<b>10 X. MOLINES</b>	ESP	Motos Ausiò	Yamaha R7	12	<b>34.147</b>	9.471	1'57.497	228,3		216,9
15	18	<b>99 J. MARTIN</b>	ESP	YVS Sabadell	Yamaha R7	12	<b>34.200</b>	0.053	1'57.662	216,0		212,2
16	9	<b>88 C. GIABBANI</b>	FRA	PMS 17 - Goodshoot	Yamaha R7	12	<b>34.380</b>	0.180	1'57.735	225,9		222,7
17	20	<b>5 L. MARCHETTI</b>	ITA	S97 Racing	Yamaha R7	12	<b>42.370</b>	7.990	1'57.934	223,1		219,1
18	19	<b>4 J. VOGGENEDER</b>	GER	Yamaha Germany	Yamaha R7	12	<b>44.065</b>	1.695	1'58.359	222,2		214,7
19	21	<b>37 R. MAGNIN</b>	FRA	Trail 70	Yamaha R7	12	<b>44.429</b>	0.364	1'58.409	217,7		217,7
20	23	<b>38 F. LINARES DELEFRATE</b>	BRA	AD78 Team Brasil	Yamaha R7	12	<b>1'16.888</b>	32.459	2'00.742	220,9		217,3
21	25	<b>7 E. BARRETO</b>	BRA	AD78 Team Brasil	Yamaha R7	12	<b>1'17.783</b>	0.895	2'00.910	215,1		216,9
22	24	<b>20 R. KABEN</b>	GER	Yamaha Germany	Yamaha R7	12	<b>1'36.090</b>	18.307	2'02.646	213,9		203,4
23	26	<b>73 X. RODRIGUEZ</b>	ESP	Motos Ausiò	Yamaha R7	12	<b>1'45.220</b>	9.130	2'03.398	217,7		207,7
24	3	<b>9 M. DELESTRE</b>	FRA	AD2 France Racing	Yamaha R7	9	<b>3 Laps</b>	3 Laps	1'57.282	213,9		217,3
-----Not Classified-----												
RET	2	<b>55 L. GASPERINI</b>	ITA	Top Moto	Yamaha R7	5	<b>7 Laps</b>		1'55.193	220,9		221,8
RET	22	<b>77 N. TUCKS</b>	GER	Yamaha Germany	Yamaha R7	2	<b>10 Laps</b>		1'58.914	216,9		208,5
RET	17	<b>94 P. LENZ</b>	GER	Yamaha Germany	Yamaha R7	2	<b>10 Laps</b>		2'00.194	217,3		214,7

AIR	Humidity:	72%	Temp:	20°C
TRACK	Condition:	Dry	Temp:	24°C

Race Fastest Lap	(New Record)	Lap 4	F.Starnone	1'54.580	146,319 Km/h
------------------	--------------	-------	------------	----------	--------------

24/09/2022      Start      End      The results are provisional until the end of the time limit for protests and appeals and the completion of the technical checks.

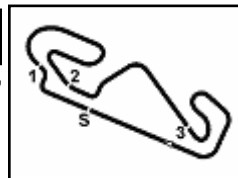
These data/results cannot be reproduced, stored and/or transmitted in whole or in part by any manner of electronic, mechanical, photocopying, recording, broadcasting or otherwise now known or herein after developed without the previous express consent by the copyright owner, except for reproduction in daily press and regular printed publications on sale to the public within 60 days of the event related to those data/results and always provided that copyright symbol appears together as follows below.

© DORNA WSBK ORGANIZATION Srl 2022

PERUGIA TIMING



**3.1**  
Yamaha R7



Circuit de Barcelona 4.657 m

2 / 2

## Catalunya Round, 23-25 September 2022 Results Race 1

### Race Highlights

Time	No. Rider	Description
11.38.00		Dry Race
11.43.39		Warm-up Lap Start
11.46.30		Start
11.46.47	<b>9 M. DELESTRE</b>	Crashed
11.47.11		N.55 & 75 Double Long Lap Penalty - Irresponsible Riding
11.47.26	<b>9 M. DELESTRE</b>	Re-joined
11.48.30		No Jump Start
11.48.49	<b>75 F. STARNONE</b>	1xLLP Completed
11.49.19	<b>9 M. DELESTRE</b>	Entered Pits
11.50.46	<b>55 L. GASPERINI</b>	1xLLP Completed
11.50.47	<b>75 F. STARNONE</b>	2xLLP Completed
11.51.32	<b>77 N. TUCKS</b>	Crashed - Turn 6
11.51.32	<b>94 P. LENZ</b>	Crashed - Turn 6
11.52.48	<b>94 P. LENZ</b>	Medical Centre
11.53.30	<b>94 P. LENZ</b>	Not Actively Competing
11.53.30	<b>77 N. TUCKS</b>	Not Actively Competing
11.54.38	<b>9 M. DELESTRE</b>	Exited Pits
11.56.26	<b>77 N. TUCKS</b>	Medical Centre
11.56.35	<b>55 L. GASPERINI</b>	2xLLP Completed
11.57.22	<b>55 L. GASPERINI</b>	Crashed - Turn 5
11.58.22	<b>55 L. GASPERINI</b>	Not Actively Competing
12.02.00		2/3 of Race Distance Completed
12.10.50		Podium Confirmed
12.11.52	<b>30 O. SAN EMETERIO</b>	Penalized to Drop 1 Position - Exceeded Track Limits (Final Lap) Turn 13
12.12.27		Results confirmed
12.12.33		End Of Session

	Start	End	The results are provisional until the end of the time limit for protests and appeals
24/09/2022	11:46	12:12	and the completion of the technical checks.

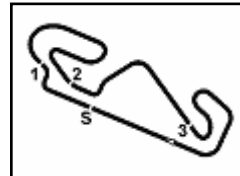
These data/results cannot be reproduced, stored and/or transmitted in whole or in part by any manner of electronic, mechanical, photocopying, recording, broadcasting or otherwise now known or herein after developed without the previous express consent by the copyright owner, except for reproduction in daily press and regular printed publications on sale to the public within 60 days of the event related to those data/results and always provided that copyright symbol appears together as follows below.

© DORNA WSBK ORGANIZATION Srl 2022

**PERUGIA TIMING**

**3.2**

Yamaha R7



Circuit de Barcelona 4.657 m

1 / 4

**Catalunya Round, 23-25 September 2022****Lap Chart Race 1**

	Lap											
	1	2	3	4	5	6	7	8	9	10	11	12
1	81	27	27	27	27	27	27	81	81	43	70	27
2	70	70	70	81	81	81	81	43	70	70	43	43
3	55	81	81	70	70	43	43	70	43	81	27	81
4	75	43	43	43	43	70	70	27	27	27	81	70
5	43	55	8	41	55	75	75	75	75	75	75	75
6	27	41	41	55	41	41	41	41	41	41	41	41
7	41	8	34	8	34	34	8	34	34	34	34	8
8	8	75	55	34	8	8	34	8	8	8	8	30
9	42	34	75	75	75	30	30	30	30	30	30	34
10	34	40	40	30	30	40	40	21	21	21	21	21
11	10	10	21	40	40	64	21	40	40	40	64	40
12	88	42	30	21	21	21	64	64	64	64	40	64
13	40	30	42	64	64	42	42	42	42	42	42	42
14	30	64	64	42	42	88	10	10	10	10	10	10
15	64	21	88	88	88	10	88	88	88	88	99	99
16	5	88	5	10	5	5	5	99	99	99	88	88
17	21	5	10	5	10	99	99	5	5	5	5	5
18	94	37	99	99	99	4	4	4	37	37	37	4
19	37	77	37	37	4	37	37	37	4	4	4	37
20	99	94	4	4	37	38	38	38	38	38	38	38
21	77	99	38	38	38	7	7	7	7	7	7	7
22	38	4	7	7	7	20	20	20	20	20	20	20
23	4	38	20	20	20	73	73	73	73	73	73	73
24	7	7	73	73	73	9	9	9	9			
25	20	20	9	9	9							
26	73	73										
27	9	9										

Final Result			
1	27	F. ROVELLI	Laps 12
2	43	E. MOLINA	0.558
3	81	M. PEREZ	0.830
4	70	R. MAITRE	0.896
5	75	F. STARNONE	2.643
6	41	N. CAMPEDELLI	6.885
7	8	M. GIROTTI	13.930
8	34	L. CLEMENT	14.055
9	30	O. SAN EMETERIO (P)	14.200
10	21	D. CALZONI	18.378
11	40	K. SIBILLE	19.277
12	64	M. CHABANY	19.896
13	42	A. BEAUPERE	24.676
14	10	X. MOLINES	34.147
15	99	J. MARTIN	34.200
16	88	C. GIABBANI	34.380
17	5	L. MARCHETTI	42.370
18	4	J. VOGGENEDER	44.065
19	37	R. MAGNIN	44.429
20	38	F. LINARES DELEFRA	1'16.888
21	7	E. BARRETO	1'17.783
22	20	R. KABEN	1'36.090
23	73	X. RODRIGUEZ	1'45.220
24	9	M. DELESTRE	3 Laps
RET	55	L. GASPERINI	7 Laps
RET	77	N. TUCKS	10 Laps
RET	94	P. LENZ	10 Laps

24/09/2022

These data/results cannot be reproduced, stored and/or transmitted in whole or in part by any manner of electronic, mechanical, photocopying, recording, broadcasting or otherwise now known or herein after developed without the previous express consent by the copyright owner, except for reproduction in daily press and regular printed publications on sale to the public within 60 days of the event related to those data/results and always provided that copyright symbol appears together as follows below.

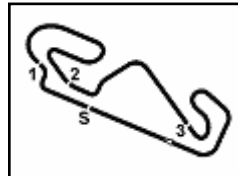
© DORNA WSBK ORGANIZATION Srl 2022

PERUGIA TIMING



3.2

Yamaha R7



# Catalunya Round, 23-25 September 2022

## Lap Chart Race 1

Circuit de Barcelona 4.657 m

2 / 4

### Lap 1

1	81	M.Perez	2'00.576
2	70	R.Maitre	0.100
3	55	L.Gasperini	0.135
4	75	F.Starnone	0.243
5	43	E.Molina	0.558
6	27	F.Rovelli	0.623
7	41	N.Campedelli	1.301
8	8	M.Girotti	1.993
9	42	A.Beaupere	2.143
10	34	L.Clement	2.206
11	10	X.Molines	2.268
12	88	C.Giabbani	2.926
13	40	K.Sibille	2.995
14	30	O.San Emeterio	3.156
15	64	M.Chabany	3.339
16	5	L.Marchetti	4.199
17	21	D.Calzoni	4.219
18	94	P.Lenz	5.141
19	37	R.Magnin	5.624
20	99	J.Martin	6.268
21	77	N.Tucks	6.381
22	38	F.Linares Delefrate	7.226
23	4	J.Voggeneder	7.330
24	7	E.Barreto	8.802
25	20	R.Kaben	8.991
26	73	X.Rodriguez	10.554
27	9	M.Delestre	1'08.839

16	5	L.Marchetti	9.740
17	10	X.Molines	9.857
18	99	J.Martin	12.665
19	37	R.Magnin	13.277
20	4	J.Voggeneder	13.941
21	38	F.Linares Delefrate	21.791
22	7	E.Barreto	22.686
23	20	R.Kaben	23.854
24	73	X.Rodriguez	26.939
25	9	M.Delestre	

### Lap 4

1	27	F.Rovelli	7'47.007
2	81	M.Perez	0.481
3	70	R.Maitre	0.638
4	43	E.Molina	1.645
5	41	N.Campedelli	3.330
6	55	L.Gasperini	3.491
7	8	M.Girotti	3.675
8	34	L.Clement	3.861
9	75	F.Starnone	3.887
10	30	O.San Emeterio	7.789
11	40	K.Sibille	7.844
12	21	D.Calzoni	8.654
13	64	M.Chabany	9.198
14	42	A.Beaupere	9.559
15	88	C.Giabbani	12.131
16	10	X.Molines	12.168
17	5	L.Marchetti	13.109
18	99	J.Martin	14.934
19	37	R.Magnin	17.126
20	4	J.Voggeneder	17.300
21	38	F.Linares Delefrate	29.943
22	7	E.Barreto	30.056
23	20	R.Kaben	31.543
24	73	X.Rodriguez	34.786
25	9	M.Delestre	

### Lap 5

1	27	F.Rovelli	9'42.417
2	81	M.Perez	0.069
3	70	R.Maitre	0.722
4	43	E.Molina	1.480
5	55	L.Gasperini	4.387
6	41	N.Campedelli	4.622
7	34	L.Clement	5.077
8	8	M.Girotti	5.087
9	75	F.Starnone	5.184
10	30	O.San Emeterio	9.676
11	40	K.Sibille	10.154
12	21	D.Calzoni	10.224
13	64	M.Chabany	10.520
14	42	A.Beaupere	11.204
15	88	C.Giabbani	15.160
16	5	L.Marchetti	16.383
17	10	X.Molines	17.384
18	99	J.Martin	17.656
19	4	J.Voggeneder	20.744
20	37	R.Magnin	21.451
21	38	F.Linares Delefrate	35.811
22	7	E.Barreto	36.236
23	20	R.Kaben	39.222
24	73	X.Rodriguez	43.177
25	9	M.Delestre	

### Lap 6

1	27	F.Rovelli	11'37.913
2	81	M.Perez	0.389
3	43	E.Molina	0.767
4	70	R.Maitre	0.932
5	75	F.Starnone	4.794
6	41	N.Campedelli	5.195
7	34	L.Clement	6.165
8	8	M.Girotti	6.268
9	30	O.San Emeterio	10.770

10	40	K.Sibille	12.152
11	64	M.Chabany	12.410
12	21	D.Calzoni	12.431
13	42	A.Beaupere	13.490
14	88	C.Giabbani	18.181
15	10	X.Molines	19.627
16	5	L.Marchetti	20.045
17	99	J.Martin	20.152
18	4	J.Voggeneder	24.650
19	37	R.Magnin	25.623
20	38	F.Linares Delefrate	42.885
21	7	E.Barreto	43.093
22	20	R.Kaben	47.513
23	73	X.Rodriguez	52.374
24	9	M.Delestre	

### Lap 7

1	27	F.Rovelli	13'33.215
2	81	M.Perez	0.145
3	43	E.Molina	0.477
4	70	R.Maitre	0.545
5	75	F.Starnone	4.886
6	41	N.Campedelli	5.428
7	8	M.Girotti	7.282
8	34	L.Clement	7.499
9	30	O.San Emeterio	11.550
10	40	K.Sibille	13.927
11	21	D.Calzoni	14.047
12	64	M.Chabany	14.503
13	42	A.Beaupere	15.243
14	10	X.Molines	21.822
15	88	C.Giabbani	21.932
16	5	L.Marchetti	23.288
17	99	J.Martin	23.402
18	4	J.Voggeneder	28.516
19	37	R.Magnin	29.442
20	38	F.Linares Delefrate	49.419
21	7	E.Barreto	49.685
22	20	R.Kaben	55.996
23	73	X.Rodriguez	1'01.600
24	9	M.Delestre	

### Lap 8

1	81	M.Perez	15'28.927
2	43	E.Molina	0.070
3	70	R.Maitre	0.297
4	27	F.Rovelli	1.036
5	75	F.Starnone	4.260
6	41	N.Campedelli	5.389
7	34	L.Clement	8.372
8	8	M.Girotti	8.411
9	30	O.San Emeterio	12.217
10	21	D.Calzoni	14.892
11	40	K.Sibille	15.462
12	64	M.Chabany	15.788
13	42	A.Beaupere	16.694
14	10	X.Molines	24.005
15	88	C.Giabbani	24.564
16	99	J.Martin	25.488
17	5	L.Marchetti	26.633
18	4	J.Voggeneder	32.016
19	37	R.Magnin	32.139
20	38	F.Linares Delefrate	56.250
21	7	E.Barreto	56.439
22	20	R.Kaben	1'04.199
23	73	X.Rodriguez	1'10.976
24	9	M.Delestre	

### Lap 9

1	81	M.Perez	17'25.345
2	70	R.Maitre	0.124
3	43	E.Molina	0.268
4	27	F.Rovelli	0.887
5	75	F.Starnone	3.126
6	41	N.Campedelli	4.885

### Lap 10

1	43	E.Molina	19'21.418
2	70	R.Maitre	0.045
3	81	M.Perez	0.192
4	27	F.Rovelli	0.601
5	75	F.Starnone	2.494
6	41	N.Campedelli	5.120
7	34	L.Clement	10.198
8	8	M.Girotti	10.357
9	30	O.San Emeterio	13.039
10	21	D.Calzoni	16.066
11	40	K.Sibille	16.779
12	64	M.Chabany	16.948
13	42	A.Beaupere	19.514
14	10	X.Molines	28.315
15	88	C.Giabbani	28.321
16	99	J.Martin	28.483
17	5	L.Marchetti	33.435
18	37	R.Magnin	37.506
19	4	J.Voggeneder	38.202
20	38	F.Linares Delefrate	1'06.487
21	7	E.Barreto	1'06.727
22	20	R.Kaben	1'19.118
23	73	X.Rodriguez	1'27.188

### Lap 11

1	70	R.Maitre	21'17.517
2	43	E.Molina	0.087
3	27	F.Rovelli	0.127
4	81	M.Perez	0.396
5	75	F.Starnone	1.873
6	41	N.Campedelli	5.323
7	34	L.Clement	11.482
8	8	M.Girotti	11.650
9	30	O.San Emeterio	13.228
10	21	D.Calzoni	16.847
11	64	M.Chabany	17.707
12	40	K.Sibille	17.937
13	42	A.Beaupere	21.430
14	10	X.Molines	30.652
15	99	J.Martin	30.743
16	88	C.Giabbani	31.015
17	5	L.Marchetti	37.685
18	37	R.Magnin	40.736
19	4	J.Voggeneder	41.083
20	38	F.Linares Delefrate	1'11.523
21	7	E.Barreto	1'11.795
22	20	R.Kaben	1'27.207
23	73	X.Rodriguez	1'35.197

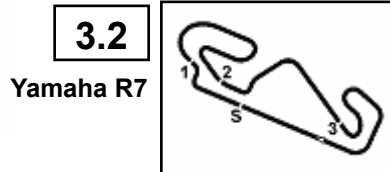
### Lap 12

1	27	F.Rovelli	23'12.894
2	43	E.Molina	0.558
3	81	M.Perez	0.830
4	70	R.Maitre	0.896
5	75	F.Starnone	2.643

24/09/2022

These data/results cannot be reproduced, stored and/or transmitted in whole or in part by any manner of electronic, mechanical, photocopying, recording, broadcasting or otherwise now known or herein after developed without the previous express consent by the copyright owner, except for reproduction in daily press and regular printed publications on sale to the public within 60 days of the event related to those data/results and always provided that copyright symbol appears together as follows below.

© DORNA WSBK ORGANIZATION Srl 2022



## Catalunya Round, 23-25 September 2022

### Lap Chart Race 1

6	41	N.Campedelli	6.885
7	8	M.Girotti	13.930
8	30	O.San Emeterio	13.985
9	34	L.Clement	14.055
10	21	D.Calzoni	18.378
11	40	K.Sibille	19.277
12	64	M.Chabany	19.896
13	42	A.Beaupere	24.676
14	10	X.Molines	34.147
15	99	J.Martin	34.200
16	88	C.Giabbani	34.380
17	5	L.Marchetti	42.370
18	4	J.Voggeneder	44.065
19	37	R.Magnin	44.429
20	38	F.Linares Delefrate	1'16.888
21	7	E.Barreto	1'17.783
22	20	R.Kaben	1'36.090
23	73	X.Rodriguez	1'45.220

Circuit de Barcelona 4.657 m

3 / 4

24/09/2022

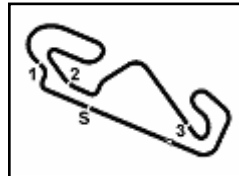
These data/results cannot be reproduced, stored and/or transmitted in whole or in part by any manner of electronic, mechanical, photocopying, recording, broadcasting or otherwise now known or herein after developed without the previous express consent by the copyright owner, except for reproduction in daily press and regular printed publications on sale to the public within 60 days of the event related to those data/results and always provided that copyright symbol appears together as follows below.

© DORNA WSBK ORGANIZATION Srl 2022



3.2

Yamaha R7



Circuit de Barcelona 4.657 m

4 / 4

## Catalunya Round, 23-25 September 2022

## Lap Chart Race 1

## Race Pace Comparison

	27 Rov	43 Mol	81 Per	70 Mai	75 Sta	41 Cam	8 Gir	34 Cle	30 San	21 Cal	40 Sib	64 Cha	42 Bea	10 MoX
1	2'01.199	2'01.134	2'00.576	2'00.676	2'00.819	2'01.877	2'02.569	2'02.782	2'03.732	2'04.795	2'03.571	2'03.915	2'02.719	2'02.844
2	<b>1'54.973</b>	1'56.137	1'56.391	1'55.771	1'57.731	1'56.303	1'55.809	1'56.002	1'57.643	1'56.750	1'56.887	1'57.596	1'58.506	1'57.946
3	1'55.274	1'55.762	1'55.143	1'55.352	1'57.764	1'56.171	<b>1'55.642</b>	1'56.263	1'56.722	<b>1'56.361</b>	1'57.409	1'57.615	1'57.806	2'00.513
4	1'55.561	1'55.619	1'55.378	1'55.846	<b>1'54.580</b>	1'55.986	1'56.662	<b>1'55.821</b>	1'56.699	1'57.755	1'56.984	1'57.079	1'57.535	1'57.872
5	1'55.410	1'55.245	<b>1'54.998</b>	1'55.494	1'56.707	1'56.702	1'56.822	1'56.626	1'57.297	1'56.980	1'57.720	<b>1'56.732</b>	<b>1'57.055</b>	2'00.626
6	1'55.496	<b>1'54.783</b>	1'55.816	1'55.706	1'55.106	1'56.069	1'56.677	1'56.584	1'56.590	1'57.703	1'57.494	1'57.386	1'57.782	1'57.739
7	1'55.302	1'55.012	1'55.058	<b>1'54.915</b>	1'55.394	<b>1'55.535</b>	1'56.316	1'56.636	<b>1'56.082</b>	1'56.918	1'57.077	1'57.395	<b>1'57.055</b>	<b>1'57.497</b>
8	1'56.748	1'55.305	1'55.567	1'55.464	1'55.086	1'55.673	1'56.841	1'56.585	1'56.379	1'56.557	1'57.247	1'56.997	1'57.163	1'57.895
9	1'56.269	1'56.616	1'56.418	1'56.245	1'55.284	1'55.914	1'57.040	1'56.858	1'56.818	1'56.929	<b>1'56.524</b>	1'56.755	1'57.381	1'58.220
10	1'55.787	1'55.805	1'56.265	1'55.994	1'55.441	1'56.308	1'57.397	1'57.459	1'56.495	1'56.736	1'57.284	1'56.896	1'57.930	1'58.581
11	1'55.625	1'56.186	1'56.303	1'56.054	1'55.478	1'56.302	1'57.392	1'57.383	1'56.288	1'56.880	1'57.257	1'56.858	1'58.015	1'58.436
12	1'55.250	1'55.848	1'55.811	1'56.273	1'56.147	1'56.939	1'57.657	1'57.950	1'56.134	1'56.908	1'56.717	1'57.566	1'58.623	1'58.872

	99 MaJ	88 Gia	5 Mar	4 Vog	37 Mag	38 Lin	7 Bar	20 Kab	73 Rod	9 Del	55 Gas	77 Tuc	94 Len
1	2'06.844	2'03.502	2'04.775	2'07.906	2'06.200	2'07.802	2'09.378	2'09.567	2'11.130	3'09.415	2'00.711	2'06.957	2'05.717
2	1'59.148	1'59.256	1'58.477	1'58.744	1'59.350	2'01.850	2'03.028	2'03.087	<b>2'03.398</b>	2'03.977	1'56.666	<b>1'58.914</b>	<b>2'00.194</b>
3	1'58.119	1'58.231	<b>1'57.934</b>	1'58.737	1'59.173	2'03.585	2'01.726	<b>2'02.646</b>	2'03.857	1'59.593	1'57.928		
4	1'57.830	1'58.149	1'58.930	1'58.920	1'59.410	2'03.713	2'02.931	2'03.250	2'03.408	1'58.568	<b>1'55.193</b>		
5	1'58.132	1'58.439	1'58.684	1'58.854	1'59.735	2'01.278	2'01.590	2'03.089	2'03.801	1'57.939	1'56.306		
6	1'57.992	1'58.517	1'59.158	1'59.402	1'59.668	2'02.570	2'02.353	2'03.787	2'04.693	1'57.715			
7	1'58.552	1'59.053	1'58.545	1'59.168	1'59.121	2'01.836	2'01.894	2'03.785	2'04.528	<b>1'57.282</b>			
8	1'57.798	1'58.344	1'59.057	1'59.212	<b>1'58.409</b>	2'02.543	2'02.466	2'03.915	2'05.088	1'57.310			
9	1'57.824	<b>1'57.735</b>	1'59.245	1'59.382	1'58.765	2'01.017	<b>2'00.910</b>	2'04.058	2'04.469	1'58.934			
10	<b>1'57.662</b>	1'58.513	2'00.048	1'59.295	1'59.093	2'01.711	2'01.869	2'03.352	2'04.234				
11	1'58.359	1'58.793	2'00.349	1'58.980	1'59.329	2'01.135	2'01.167	2'04.188	2'04.108				
12	1'58.834	1'58.742	2'00.062	<b>1'58.359</b>	1'59.070	<b>2'00.742</b>	2'01.365	2'04.260	2'05.400				

24/09/2022

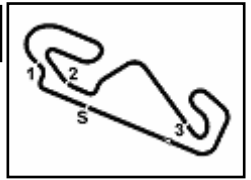
These data/results cannot be reproduced, stored and/or transmitted in whole or in part by any manner of electronic, mechanical, photocopying, recording, broadcasting or otherwise now known or herein after developed without the previous express consent by the copyright owner, except for reproduction in daily press and regular printed publications on sale to the public within 60 days of the event related to those data/results and always provided that copyright symbol appears together as follows below.

© DORNA WSBK ORGANIZATION Srl 2022

PERUGIA TIMING

**3.3**

Yamaha R7



Circuit de Barcelona 4.657 m

## Catalunya Round, 23-25 September 2022

### Best Sectors & Speed Race 1

RESULTS			
1	27 F. ROVELLI	Yamaha R7	Laps 12
2	43 E. MOLINA	Yamaha R7	0.558
3	81 M. PEREZ	Yamaha R7	0.830
4	70 R. MAITRE	Yamaha R7	0.896
5	75 F. STARNONE	Yamaha R7	2.643
6	41 N. CAMPEDELLI	Yamaha R7	6.885
7	8 M. GIROTTI	Yamaha R7	13.930
8	34 L. CLEMENT	Yamaha R7	14.055
9	30 O. SAN EMETERIO	Yamaha R7	14.200
10	21 D. CALZONI	Yamaha R7	18.378
11	40 K. SIBILLE	Yamaha R7	19.277
12	64 M. CHABANY	Yamaha R7	19.896
13	42 A. BEAUPERE	Yamaha R7	24.676
14	10 X. MOLINES	Yamaha R7	34.147
15	99 J. MARTIN	Yamaha R7	34.200
16	88 C. GIABBANI	Yamaha R7	34.380
17	5 L. MARCHETTI	Yamaha R7	42.370
18	4 J. VOGGENEDER	Yamaha R7	44.065
19	37 R. MAGNIN	Yamaha R7	44.429
20	38 F. LINARES DELEFRATE	Yamaha R7	1'16.888
21	7 E. BARRETO	Yamaha R7	1'17.783
22	20 R. KABEN	Yamaha R7	1'36.090
23	73 X. RODRIGUEZ	Yamaha R7	1'45.220
24	9 M. DELESTRE	Yamaha R7	3 Laps
RET	55 L. GASPERINI	Yamaha R7	7 Laps
RET	77 N. TUCKS	Yamaha R7	10 Laps
RET	94 P. LENZ	Yamaha R7	10 Laps

SPEED			
1	64 M. CHABANY	Yamaha R7	229,3
2	30 O. SAN EMETERIO	Yamaha R7	228,3
3	10 X. MOLINES	Yamaha R7	228,3
4	42 A. BEAUPERE	Yamaha R7	226,4
5	88 C. GIABBANI	Yamaha R7	225,9
6	34 L. CLEMENT	Yamaha R7	225,5
7	8 M. GIROTTI	Yamaha R7	225,5
8	75 F. STARNONE	Yamaha R7	225,0
9	81 M. PEREZ	Yamaha R7	224,5
10	41 N. CAMPEDELLI	Yamaha R7	224,1
11	40 K. SIBILLE	Yamaha R7	224,1
12	21 D. CALZONI	Yamaha R7	223,6
13	5 L. MARCHETTI	Yamaha R7	223,1
14	4 J. VOGGENEDER	Yamaha R7	222,2
15	27 F. ROVELLI	Yamaha R7	221,8
16	38 F. LINARES DELEFRATE	Yamaha R7	220,9
17	43 E. MOLINA	Yamaha R7	220,9
18	55 L. GASPERINI	Yamaha R7	220,9
19	70 R. MAITRE	Yamaha R7	220,0
20	37 R. MAGNIN	Yamaha R7	217,7
21	73 X. RODRIGUEZ	Yamaha R7	217,7
22	94 P. LENZ	Yamaha R7	217,3
23	77 N. TUCKS	Yamaha R7	216,9
24	99 J. MARTIN	Yamaha R7	216,0
25	7 E. BARRETO	Yamaha R7	215,1
26	9 M. DELESTRE	Yamaha R7	213,9
27	20 R. KABEN	Yamaha R7	213,9

SEG. 1		
1	55 L. GASPERINI	21.296
2	8 M. GIROTTI	21.309
3	43 E. MOLINA	21.373
4	27 F. ROVELLI	21.398
5	81 M. PEREZ	21.404
6	70 R. MAITRE	21.406
7	41 N. CAMPEDELLI	21.496
8	75 F. STARNONE	21.538
9	42 A. BEAUPERE	21.571
10	34 L. CLEMENT	21.597
11	64 M. CHABANY	21.651
12	21 D. CALZONI	21.706
13	10 X. MOLINES	21.765
14	40 K. SIBILLE	21.770
15	30 O. SAN EMETERIO	21.805
16	4 J. VOGGENEDER	21.893
17	88 C. GIABBANI	21.944
18	5 L. MARCHETTI	21.995
19	37 R. MAGNIN	22.018
20	9 M. DELESTRE	22.021
21	99 J. MARTIN	22.063
22	77 N. TUCKS	22.261
23	94 P. LENZ	22.592
24	38 F. LINARES DELEFRAT	22.684
25	7 E. BARRETO	22.692
26	73 X. RODRIGUEZ	23.015
27	20 R. KABEN	23.050

SEG. 2		
1	75 F. STARNONE	34.198
2	81 M. PEREZ	34.233
3	70 R. MAITRE	34.248
4	27 F. ROVELLI	34.279
5	43 E. MOLINA	34.435
6	30 O. SAN EMETERIO	34.463
7	34 L. CLEMENT	34.488
8	41 N. CAMPEDELLI	34.575
9	55 L. GASPERINI	34.651
10	8 M. GIROTTI	34.706
11	40 K. SIBILLE	34.831
12	21 D. CALZONI	34.839
13	64 M. CHABANY	34.943
14	88 C. GIABBANI	35.003
15	99 J. MARTIN	35.063
16	42 A. BEAUPERE	35.071
17	9 M. DELESTRE	35.085
18	10 X. MOLINES	35.120
19	5 L. MARCHETTI	35.251
20	4 J. VOGGENEDER	35.306
21	37 R. MAGNIN	35.340
22	77 N. TUCKS	35.566
23	38 F. LINARES DELEFRAT	35.845
24	94 P. LENZ	35.991
25	7 E. BARRETO	36.245
26	20 R. KABEN	36.551
27	73 X. RODRIGUEZ	37.200

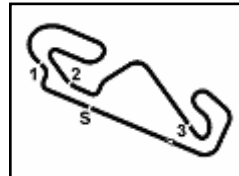
SEG. 3		
1	75 F. STARNONE	24.818
2	55 L. GASPERINI	24.888
3	81 M. PEREZ	24.897
4	43 E. MOLINA	24.910
5	27 F. ROVELLI	25.016
6	70 R. MAITRE	25.069
7	8 M. GIROTTI	25.074
8	41 N. CAMPEDELLI	25.101
9	30 O. SAN EMETERIO	25.142
10	34 L. CLEMENT	25.190
11	40 K. SIBILLE	25.197
12	64 M. CHABANY	25.257
13	42 A. BEAUPERE	25.352
14	10 X. MOLINES	25.355
15	21 D. CALZONI	25.374
16	88 C. GIABBANI	25.451
17	9 M. DELESTRE	25.477
18	99 J. MARTIN	25.511
19	5 L. MARCHETTI	25.537
20	77 N. TUCKS	25.677
21	4 J. VOGGENEDER	25.689
22	37 R. MAGNIN	25.787
23	94 P. LENZ	25.984
24	38 F. LINARES DELEFRAT	26.106
25	7 E. BARRETO	26.111
26	73 X. RODRIGUEZ	26.617
27	20 R. KABEN	26.725

SEG. 4		
1	75 F. STARNONE	33.794
2	43 E. MOLINA	33.882
3	55 L. GASPERINI	33.901
4	81 M. PEREZ	33.926
5	70 R. MAITRE	33.962
6	41 N. CAMPEDELLI	33.965
7	27 F. ROVELLI	33.994
8	30 O. SAN EMETERIO	34.105
9	34 L. CLEMENT	34.138
10	21 D. CALZONI	34.180
11	40 K. SIBILLE	34.317
12	8 M. GIROTTI	34.381
13	99 J. MARTIN	34.422
14	9 M. DELESTRE	34.559
15	64 M. CHABANY	34.560
16	42 A. BEAUPERE	34.716
17	10 X. MOLINES	34.823
18	4 J. VOGGENEDER	34.871
19	88 C. GIABBANI	35.022
20	5 L. MARCHETTI	35.061
21	37 R. MAGNIN	35.141
22	38 F. LINARES DELEFRAT	35.227
23	77 N. TUCKS	35.410
24	94 P. LENZ	35.431
25	7 E. BARRETO	35.543
26	20 R. KABEN	35.962
27	73 X. RODRIGUEZ	36.154

24/09/2022

These data/results cannot be reproduced, stored and/or transmitted in whole or in part by any manner of electronic, mechanical, photocopying, recording, broadcasting or otherwise now known or herein after developed without the previous express consent by the copyright owner, except for reproduction in daily press and regular printed publications on sale to the public within 60 days of the event related to those data/results and always provided that copyright symbol appears together as follows below.

© DORNA WSBK ORGANIZATION Srl 2022

**3.4****Yamaha R7**

Circuit de Barcelona 4.657 m

# Catalunya Round, 23-25 September 2022

## Chronological Analysis Race 1

Start at 11:46'27.137

**1 / 4**

<b>1° 27 F. ROVELLI (1'54.973)</b>							
Lap	Seg.1	Seg.2	Seg.3	Seg.4	Lap Time	km/h	Local Time
1		35.096	<b>25.016</b>	34.005	2'01.199	196,7	11:48'28.336
2	<b>21.398</b>	<b>34.279</b>	25.300	33.996	<b>1'54.973</b>	<b>221,8</b>	11:50'23.309
3	21.654	34.305	25.258	34.057	1'55.274	213,4	11:52'18.583
4	21.765	34.492	25.202	34.102	1'55.561	211,8	11:54'14.144
5	21.635	34.400	25.226	34.149	1'55.410	212,2	11:56'09.554
6	21.640	34.533	25.329	<b>33.994</b>	1'55.496	212,2	11:58'05.050
7	21.693	34.354	25.181	34.074	1'55.302	212,2	12:00'00.352
8	21.654	34.360	25.111	35.623	1'56.748	213,4	12:01'57.100
9	21.810	34.970	25.358	34.131	1'56.269	216,9	12:03'53.369
10	21.599	34.764	25.137	34.287	1'55.787	219,5	12:05'49.156
11	21.625	34.561	25.209	34.230	1'55.625	219,1	12:07'44.781
12	21.735	34.364	25.157	<b>33.994</b>	1'55.250	215,6	12:09'40.031
Race Time 23'12.894							

1						34.811	25.544	34.510	2'00.819	183,1	11:48'27.956
2	23.867					34.892	24.861	34.111	1'57.731	216,4	11:50'25.687
3	23.911					34.928	25.016	33.909	1'57.764	224,5	11:52'23.451
4	21.730	<b>34.198</b>	<b>24.818</b>					33.834	<b>1'54.580</b>	215,6	11:54'18.031
5	21.840	34.782	25.339	34.746	1'56.707	225,0	11:56'14.738				
6	<b>21.538</b>	34.471	25.179	33.918	1'55.106	220,9	11:58'09.844				
7	21.960	34.467	25.173	<b>33.794</b>	1'55.394	215,6	12:00'05.238				
8	21.809	34.358	25.036	33.883	1'55.086	216,0	12:02'00.324				
9	21.851	34.525	25.016	33.892	1'55.284	215,6	12:03'55.608				
10	21.834	34.416	25.050	34.141	1'55.441	210,9	12:05'51.049				
11	21.814	34.470	25.135	34.059	1'55.478	214,3	12:07'46.527				
12	21.953	34.657	25.168	34.369	1'56.147	215,1	12:09'42.674				
Race Time 23'15.537											

<b>2° 43 E. MOLINA (1'54.783)</b>							
Lap	Seg.1	Seg.2	Seg.3	Seg.4	Lap Time	km/h	Local Time
1		35.111	25.352	34.653	2'01.134	184,3	11:48'28.271
2	22.047	34.657	25.234	34.199	1'56.137	220,4	11:50'24.408
3	21.706	34.644	25.258	34.154	1'55.762	<b>220,9</b>	11:52'20.170
4	21.665	34.788	25.151	34.015	1'55.619	214,7	11:54'15.789
5	21.693	34.521	25.149	<b>33.882</b>	1'55.245	215,1	11:56'11.034
6	21.463	<b>34.435</b>	24.931	33.954	<b>1'54.783</b>	217,3	11:58'05.817
7	21.678	34.495	<b>24.910</b>	33.929	1'55.012	216,4	12:00'00.829
8	21.577	34.448	25.004	34.276	1'55.305	218,6	12:01'56.134
9	21.961	35.201	25.168	34.286	1'56.616	211,8	12:03'52.750
10	<b>21.373</b>	34.923	25.230	34.279	1'55.805	215,6	12:05'48.555
11	21.768	34.861	25.191	34.366	1'56.186	212,2	12:07'44.741
12	21.930	34.549	25.075	34.294	1'55.848	219,5	12:09'40.589
Race Time 23'13.452							

<b>6° 41 N. CAMPEDELLI (1'55.535)</b>							
Lap	Seg.1	Seg.2	Seg.3	Seg.4	Lap Time	km/h	Local Time
1		35.230	25.381	34.799	2'01.877	191,8	11:48'29.014
2	21.688	34.862	25.240	34.513	1'56.303	<b>224,1</b>	11:50'25.317
3	21.891	34.649	<b>25.101</b>	34.530	1'56.171	219,1	11:52'21.488
4	21.772	34.692	25.239	34.283	1'55.986	220,9	11:54'17.474
5	21.998	34.917	25.445	34.342	1'56.702	217,3	11:56'14.176
6	<b>21.496</b>	34.737	25.498	34.338	1'56.069	219,5	11:58'10.245
7	21.836	34.590	25.144	<b>33.965</b>	<b>1'55.535</b>	221,8	12:00'05.780
8	21.688	<b>34.575</b>	25.190	34.220	1'55.673	220,0	12:02'01.453
9	21.682	34.750	25.109	34.373	1'55.914	216,9	12:03'57.367
10	21.920	34.920	25.185	34.283	1'56.308	215,6	12:05'53.675
11	21.830	34.787	25.285	34.400	1'56.302	216,4	12:07'49.977
12	21.869	34.986	25.534	34.550	1'56.939	216,4	12:09'46.916
Race Time 23'19.779							

<b>3° 81 M. PEREZ (1'54.998)</b>							
Lap	Seg.1	Seg.2	Seg.3	Seg.4	Lap Time	km/h	Local Time
1		34.950	25.489	34.648	2'00.576	185,2	11:48'27.713
2	22.425	34.481	25.236	34.249	1'56.391	212,2	11:50'24.104
3	21.588	<b>34.233</b>	25.092	34.230	1'55.143	218,2	11:52'19.247
4	<b>21.404</b>	34.577	25.307	34.090	1'55.378	<b>224,5</b>	11:54'14.625
5	21.553	34.386	25.133	<b>33.926</b>	<b>1'54.998</b>	218,6	11:56'09.623
6	21.868	34.554	25.316	34.078	1'55.816	210,9	11:58'05.439
7	21.499	34.465	25.080	34.014	1'55.058	221,3	12:00'00.497
8	21.725	34.365	25.089	34.388	1'55.567	211,8	12:01'56.064
9	22.172	34.808	25.207	34.231	1'56.418	211,4	12:03'52.482
10	22.115	34.852	25.200	34.098	1'56.265	210,1	12:05'48.747
11	22.200	34.758	25.208	34.137	1'56.303	204,9	12:07'45.050
12	21.703	34.650	<b>24.897</b>	34.561	1'55.811	220,0	12:09'40.861
Race Time 23'13.724							

<b>7° 8 M. GIROTTI (1'55.642)</b>							
Lap	Seg.1	Seg.2	Seg.3	Seg.4	Lap Time	km/h	Local Time
1		35.806	25.314	35.207	2'02.569	191,2	11:48'29.706
2	21.621	34.733	<b>25.074</b>	<b>34.381</b>	1'55.809	220,0	11:50'25.515
3	<b>21.309</b>	<b>34.706</b>	25.136	34.491	<b>1'55.642</b>	<b>225,5</b>	11:52'21.157
4	21.725	34.918	25.552	34.467	1'56.662	213,9	11:54'17.819
5	21.414	35.066	25.664	34.678	1'56.822	223,6	11:56'14.641
6	21.805	34.864	25.167	34.841	1'56.677	220,0	11:58'11.318
7	21.737	34.790	25.298	34.491	1'56.316	216,4	12:00'07.634
8	21.862	34.975	25.293	34.711	1'56.841	214,7	12:02'04.475
9	21.879	35.242	25.334	34.585	1'57.040	218,6	12:04'01.515
10	21.555	35.193	25.578	35.071	1'57.397	219,5	12:05'58.912
11	21.804	35.536	25.367	34.685	1'57.392	216,0	12:07'56.304
12	21.893	35.679	25.324	34.761	1'57.657	215,1	12:09'53.961
Race Time 23'26.824							

<b>4° 70 R. MAITRE (1'54.915)</b>							
Lap	Seg.1	Seg.2	Seg.3	Seg.4	Lap Time	km/h	Local Time
1		34.995	25.692	34.668	2'00.676	188,2	11:48'27.813
2	22.236	34.305	25.268	<b>33.962</b>	1'55.771	212,6	11:50'23.584
3	21.718	34.325	25.251	34.058	1'55.352	217,7	11:52'18.936
4	21.988	34.485	25.227	34.146	1'55.846	213,9	11:54'14.782
5	21.658	34.439	25.194	34.203	1'55.494	219,5	11:56'10.276
6	21.846	34.523	25.264	34.073	1'55.706	211,8	11:58'05.982
7	<b>21.406</b>	<b>34.248</b>	25.219	34.042	<b>1'54.915</b>	<b>220,0</b>	12:00'00.897
8	21.809	34.334	<b>25.069</b>	34.252	1'55.464	216,4	12:01'56.361
9	21.693	35.079	25.202	34.271	1'56.245	219,5	12:03'52.606
10	21.809	34.444	25.471	34.270	1'55.994	212,6	12:05'48.600
11	21.957	34.373	25.439	34.285	1'56.054	210,9	12:07'44.654
12	22.229	34.650	25.070	34.324	1'56.273	213,4	12:09'40.927
Race Time 23'13.790							

<b>8° 34 L. CLEMENT (1'55.821)</b>							
Lap	Seg.1	Seg.2	Seg.3	Seg.4	Lap Time	km/h	Local Time
1		35.180	25.531	35.365	2'02.782	190,5	11:48'29.919
2	<b>21.597</b>	<b>34.488</b>	25.531	34.386	1'56.002	<b>225,5</b>	11:50'25.921
3	21.857	34.738	25.238	34.430	1'56.263	221,3	11:52'22.184
4	21.777	34.643	25.263	<b>34.138</b>	<b>1'55.821</b>	213,4	11:54'18.005
5	21.971	34.879	25.247	34.529	1'56.626	222,2	11:56'14.631
6	21.981	34.821	25.220	34.562	1'56.584	220,4	11:58'11.215
7	21.975	34.843	25.397	34.421	1'56.636	213,9	12:00'07.851
8	21.738	35.032	<b>25.190</b>	34.625	1'56.585	219,5	12:02'04.436
9	21.804	35.095	25.449	34.510	1'56.858	221,3	12:04'01.294
10	22.001	35.117	25.425	34.916	1'57.459	210,9	12:05'58.753
11	22.119	35.068	25.481	34.715	1'57.383	210,1	12:07'56.136
12	22.175	35.194	25.636	34.945	1'57.950	209,7	12:09'54.086
Race Time 23'26.949							

<b>5° 75 F. STARNONE (1'54.580)</b>											
Lap	Seg.1	Seg.2	Seg.3	Seg.4	Lap Time	km/h	Local Time				
1						36.295	25.661	34.908	2'03.732	190,5	11:48'30.869
2	22.308					35.313	25.248	34.774	1'57.643	<b>228,3</b>	11:50'28.512

<b>9° 30 O. SAN EMETERIO (1'56.082)</b>											
Lap	Seg.1	Seg.2	Seg.3	Seg.4	Lap Time	km/h	Local Time				
1						36.295	25.661	34.908	2'03.732	190,5	11:48'30.869
2	22.308					35.313	25.248	34.774	1'57.643	<b>228,3</b>	11:50'28.512

24/09/2022 P = Pits In/Out - C = Lap Time Cancelled

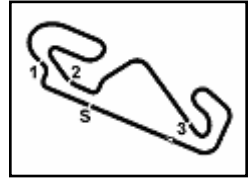
These data/results cannot be reproduced, stored and/or transmitted in whole or in part by any manner of electronic, mechanical, photocopying, recording, broadcasting or otherwise now known or herein after developed without the previous express consent by the copyright owner, except for reproduction in daily press and regular printed publications on sale to the public within 60 days of the event related to those data/results and always provided that copyright symbol appears together as follows below.

© DORNA WSBK ORGANIZATION Srl 2022



**3.4**

Yamaha R7

**Catalunya Round, 23-25 September 2022****Chronological Analysis Race 1**

Circuit de Barcelona 4.657 m

Start at 11:46'27.137

**2 / 4**

3	22.105	35.089	25.325	34.203	1'56.722	225,0	11:52'25.234	6	21.936	35.470	<b>25.352</b>	35.024	1'57.782	221,8	11:58'18.540
4	22.023	34.707	25.505	34.464	1'56.699	219,5	11:54'21.933	7	21.620	35.094	25.434	34.907	<b>1'57.055</b>	222,7	12:00'15.595
5	22.532	34.982	25.574	34.209	1'57.297	209,3	11:56'19.230	8	<b>21.571</b>	35.108	25.524	34.960	1'57.163	223,1	12:02'12.758
6	21.932	34.861	25.543	34.254	1'56.590	214,7	11:58'15.820	9	21.842	35.146	25.571	34.822	1'57.381	219,5	12:04'10.139
7	<b>21.805</b>	34.713	25.459	<b>34.105</b>	<b>1'56.082</b>	216,4	12:00'11.902	10	21.967	<b>35.071</b>	25.819	35.073	1'57.930	219,1	12:06'08.069
8	21.870	34.606	25.623	34.280	1'56.379	216,9	12:02'08.281	11	21.857	35.446	25.553	35.159	1'58.015	217,3	12:08'06.084
9	21.854	34.789	25.672	34.503	1'56.818	216,0	12:04'05.099	12	22.190	35.506	25.677	35.250	1'58.623	215,6	12:10'04.707
10	21.874	34.771	25.390	34.460	1'56.495	216,4	12:06'01.594								Race Time 23'37.570
11	21.943	34.817	25.335	34.193	1'56.288	215,1	12:07'57.882								
12	21.925	<b>34.463</b>	<b>25.142</b>	34.604	1'56.134	215,6	12:09'54.016								

Race Time 23'26.879 + 0.215Pen

<b>10° 21 D. CALZONI (1'56.361)</b>							
Lap	Seg.1	Seg.2	Seg.3	Seg.4	Lap Time	km/h	Local Time
1		37.028	25.745	34.698	2'04.795	193,5	11:48'31.932
2	<b>21.706</b>	35.087	25.570	34.387	1'56.750	219,1	11:50'28.682
3	21.925	34.882	<b>25.374</b>	<b>34.180</b>	<b>1'56.361</b>	<b>223,6</b>	11:52'25.043
4	22.437	35.182	25.823	34.313	1'57.755	214,7	11:54'22.798
5	22.030	35.153	25.419	34.378	1'56.980	218,2	11:56'19.778
6	22.607	35.231	25.606	34.259	1'57.703	209,3	11:58'17.481
7	21.994	35.141	25.524	34.259	1'56.918	213,4	12:00'14.399
8	21.790	34.896	25.540	34.331	1'56.557	216,0	12:02'10.956
9	22.051	<b>34.839</b>	25.602	34.437	1'56.929	212,6	12:04'07.885
10	21.948	34.963	25.522	34.303	1'56.736	213,0	12:06'04.621
11	22.049	<b>34.839</b>	25.787	34.205	1'56.880	213,0	12:08'01.501
12	22.054	34.953	25.654	34.247	1'56.908	212,2	12:09'58.409
							Race Time 23'31.272

<b>11° 40 K. SIBILLE (1'56.524)</b>							
Lap	Seg.1	Seg.2	Seg.3	Seg.4	Lap Time	km/h	Local Time
1		35.915	25.982	34.840	2'03.571	191,2	11:48'30.708
2	<b>21.770</b>	35.000	25.565	34.552	1'56.887	<b>224,1</b>	11:50'27.595
3	22.286	35.078	25.585	34.460	1'57.409	213,9	11:52'25.004
4	22.363	<b>34.831</b>	25.473	<b>34.317</b>	1'56.984	214,7	11:54'21.988
5	22.279	35.105	25.630	34.706	1'57.720	208,5	11:56'19.708
6	22.186	35.010	25.631	34.667	1'57.494	211,4	11:58'17.202
7	22.041	34.937	25.569	34.530	1'57.077	213,9	12:00'14.279
8	22.163	34.936	25.530	34.618	1'57.247	214,3	12:02'11.526
9	22.046	34.921	<b>25.197</b>	34.360	<b>1'56.524</b>	217,7	12:04'08.050
10	22.020	35.122	25.383	34.759	1'57.284	213,4	12:06'05.334
11	22.141	35.067	25.447	34.602	1'57.257	213,4	12:08'02.591
12	21.779	34.972	25.479	34.487	1'56.717	219,1	12:09'59.308
							Race Time 23'32.171

<b>12° 64 M. CHABANY (1'56.732)</b>							
Lap	Seg.1	Seg.2	Seg.3	Seg.4	Lap Time	km/h	Local Time
1		36.062	25.975	34.818	2'03.915	189,8	11:48'31.052
2	21.743	35.153	25.515	35.185	1'57.596	<b>229,3</b>	11:50'28.648
3	22.264	35.112	25.458	34.781	1'57.615	223,6	11:52'26.263
4	<b>21.651</b>	34.963	25.857	34.608	1'57.079	220,0	11:54'23.342
5	21.777	35.120	25.268	34.567	<b>1'56.732</b>	218,2	11:56'20.074
6	22.087	35.360	25.365	34.574	1'57.386	222,7	11:58'17.460
7	22.246	35.017	25.529	34.603	1'57.395	213,0	12:00'14.855
8	21.917	35.157	25.336	34.587	1'56.997	216,4	12:02'11.852
9	21.958	<b>34.943</b>	<b>25.257</b>	34.597	1'56.755	219,5	12:04'08.607
10	21.850	35.091	25.276	34.679	1'56.896	215,1	12:06'05.503
11	21.683	35.133	25.482	<b>34.560</b>	1'56.858	216,9	12:08'02.361
12	22.129	35.157	25.466	34.814	1'57.566	213,4	12:09'59.927
							Race Time 23'32.790

<b>13° 42 A. BEAUPERE (1'57.055)</b>							
Lap	Seg.1	Seg.2	Seg.3	Seg.4	Lap Time	km/h	Local Time
1		35.682	25.533	35.613	2'02.719	194,6	11:48'29.856
2	22.234	35.262	25.679	35.331	1'58.506	225,9	11:50'28.362
3	22.095	35.382	25.430	34.899	1'57.806	221,8	11:52'26.168
4	21.868	35.162	25.549	34.956	1'57.535	223,1	11:54'23.703
5	21.729	35.211	25.399	<b>34.716</b>	<b>1'57.055</b>	<b>226,4</b>	11:56'20.758

<b>14° 10 X. MOLINES (1'57.497)</b>							
Lap	Seg.1	Seg.2	Seg.3	Seg.4	Lap Time	km/h	Local Time
1		36.351	25.399	34.983	2'02.844	192,5	11:48'29.981
2	22.315	35.453	<b>25.355</b>	<b>34.823</b>	1'57.946	223,1	11:50'27.927
3	24.303	35.770	25.545	34.895	2'00.513	220,9	11:52'28.440
4	21.860	35.659	25.455	34.898	1'57.872	<b>228,3</b>	11:54'26.312
5	24.536	35.757	25.460	34.873	2'00.626	213,0	11:56'26.938
6	21.828	35.285	25.601	35.025	1'57.739	218,2	11:58'24.677
7	21.824	<b>35.120</b>	25.443	35.110	<b>1'57.497</b>	218,2	12:00'22.174
8	22.038	35.285	25.561	35.011	1'57.895	216,0	12:02'20.069
9	<b>21.765</b>	35.447	25.705	35.303	1'58.220	216,4	12:04'18.289
10	21.949	35.512	25.821	35.299	1'58.581	216,4	12:06'16.870
11	22.009	35.498	25.707	35.222	1'58.436	219,5	12:08'15.306
12	22.696	35.469	25.491	35.216	1'58.872	211,8	12:10'14.178
							Race Time 23'47.041

<b>15° 99 J. MARTIN (1'57.662)</b>							
Lap	Seg.1	Seg.2	Seg.3	Seg.4	Lap Time	km/h	Local Time
1		37.090	25.863	35.643	2'06.844	190,1	11:48'33.981
2	22.450	35.695	25.774	35.229	1'59.148	215,6	11:50'33.129
3	22.241	35.214	25.902	34.762	1'58.119	214,7	11:52'31.248
4	22.297	35.244	25.867	<b>34.422</b>	1'57.830	208,5	11:54'29.078
5	22.233	35.520	<b>25.511</b>	34.868	1'58.132	208,5	11:56'27.210
6	<b>22.063</b>	35.360	25.667	34.902	1'57.992	213,0	11:58'25.202
7	22.219	35.393	25.877	35.063	1'58.552	212,6	12:00'23.754
8	22.123	35.182	25.937	34.556	1'57.798	<b>216,0</b>	12:02'21.552
9	22.223	<b>35.063</b>	26.031	34.507	1'57.824	209,7	12:04'19.376
10	22.217	35.098	25.683	34.664	<b>1'57.662</b>	209,3	12:06'17.038
11	22.315	35.465	25.692	34.887	1'58.359	214,7	12:08'15.397
12	22.882	35.504	25.849	34.599	1'58.834	206,1	12:10'14.231
							Race Time 23'47.094

<b>16° 88 C. GIABBANI (1'57.735)</b>							
Lap	Seg.1	Seg.2	Seg.3	Seg.4	Lap Time	km/h	Local Time
1		35.549	25.643	35.054	2'03.502	190,8	11:48'30.639
2	22.479	36.060	25.619	35.098	1'59.256	<b>225,9</b>	11:50'29.895
3	<b>21.944</b>	35.367	25.538	35.382	1'58.231	221,3	11:52'28.126
4	22.036	35.480	25.499	35.134	1'58.149	220,4	11:54'26.275
5	22.215	35.248	25.753	35.223	1'58.439	214,7	11:56'24.714
6	22.174	35.296	25.673	35.374	1'58.517	216,9	11:58'23.231
7	22.476	35.355	25.752	35.470	1'59.053	216,4	12:00'22.284
8	22.320	35.206	25.672	35.146	1'58.344	212,2	12:02'20.628
9	21.963	<b>35.003</b>	25.747	<b>35.022</b>	<b>1'57.735</b>	221,3	12:04'18.363
10	22.266	35.407	25.750	35.090	1'58.513	216,9	12:06'16.876
11	22.367	35.809	<b>25.451</b>	35.166	1'58.793	215,1	12:08'15.669
12	22.254	35.340	25.597	35.551	1'58.742	217,3	12:10'14.411
							Race Time 23'47.274

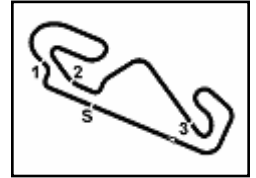
<b>17° 5 L. MARCHETTI (1'57.934)</b>							
Lap	Seg.1	Seg.2	Seg.3	Seg.4	Lap Time	km/h	Local Time
1		35.997	25.848	35.082	2'04.775	193,2	11:48'31.912
2	22.236	35.436	25.744	<b>35.061</b>	1'58.477	218,6	11:50'30.389
3	<b>21.995</b>	<b>35.251</b>	<b>25.537</b>	35.151	<b>1'57.934</b>	220,1	11:52'28.323
4	22.175	35.875	25.749	35.131	1'58.930	<b>223,1</b>	11:54'27.253
5	22.305	35.591	25.669	35.119	1'58.684	214,3	11:56'25.937
6	22.441	35.538	25.709	35.470	1'59.158	214,7	11:58'25.095
7	22.234	35.294	25.697	35.320	1'58.545	215,6	12:00'23.640
8	22.132	35.699	25.780	35.446	1'59.057	219,1	12:02'22.697

24/09/2022 P = Pits In/Out - C = Lap Time Cancelled

These data/results cannot be reproduced, stored and/or transmitted in whole or in part by any manner of electronic, mechanical, photocopying, recording, broadcasting or otherwise now known or herein after developed without the previous express consent by the copyright owner, except for reproduction in daily press and regular printed publications on sale to the public within 60 days of

**3.4**

Yamaha R7



# Catalunya Round, 23-25 September 2022

## Chronological Analysis Race 1

Circuit de Barcelona 4.657 m

Start at 11:46'27.137

**3 / 4**

9	22.376	35.584	25.825	35.460	1'59.245	215,6	12:04'21.942	12	22.875	36.320	26.154	36.016	2'01.365	212,2	12:10'57.814
10	22.436	35.807	26.124	35.681	2'00.048	215,6	12:06'21.990								Race Time 24'30.677
11	22.565	36.065	26.096	35.623	2'00.349	213,9	12:08'22.339								
12	22.524	35.699	25.960	35.879	2'00.062	213,9	12:10'22.401								
							Race Time 23'55.264								
<b>18° 4 J. VOGENEDER (1'58.359)</b>								<b>22° 20 R. KABEN (2'02.646)</b>							
Lap	Seg.1	Seg.2	Seg.3	Seg.4	Lap Time	km/h	Local Time	Lap	Seg.1	Seg.2	Seg.3	Seg.4	Lap Time	km/h	Local Time
1		37.256	26.328	35.902	2'07.906	189,1	11:48'35.043	1		37.328	27.127	36.357	2'09.567	189,8	11:48'36.704
2	<b>21.893</b>	35.507	<b>25.689</b>	35.655	1'58.744	<b>222,2</b>	11:50'33.787	2	<b>23.050</b>	36.641	<b>26.725</b>	36.671	2'03.087	<b>213,9</b>	11:50'39.791
3	22.061	35.640	25.982	35.054	1'58.737	221,8	11:52'32.524	3	23.240	36.676	26.768	<b>35.962</b>	<b>2'02.646</b>	210,1	11:52'42.437
4	22.169	35.632	25.702	35.417	1'58.920	219,1	11:54'31.444	4	23.528	36.731	26.858	36.133	2'03.250	206,1	11:54'45.687
5	22.005	35.602	25.903	35.344	1'58.854	217,3	11:56'30.298	5	23.594	<b>36.551</b>	26.832	36.112	2'03.089	204,2	11:56'48.776
6	22.440	35.981	25.804	35.177	1'59.402	215,1	11:58'29.700	6	23.527	36.920	26.999	36.341	2'03.787	203,4	11:58'52.563
7	22.246	35.456	26.005	35.461	1'59.168	214,7	12:00'28.868	7	23.561	36.936	26.940	36.348	2'03.785	203,0	12:00'56.348
8	22.324	35.396	26.049	35.443	1'59.212	215,6	12:02'28.080	8	23.503	37.076	27.117	36.219	2'03.915	202,2	12:03'00.263
9	22.427	35.508	26.000	35.447	1'59.382	213,4	12:04'27.462	9	23.782	36.830	27.092	36.354	2'04.058	201,1	12:05'04.321
10	22.060	<b>35.306</b>	25.967	35.962	1'59.295	219,1	12:06'26.757	10	23.639	36.785	26.832	36.096	2'03.352	200,4	12:07'07.673
11	22.226	35.414	25.744	35.596	1'58.980	216,9	12:08'25.737	11	23.915	36.866	27.009	36.398	2'04.188	198,9	12:09'11.861
12	22.097	35.638	25.753	<b>34.871</b>	<b>1'58.359</b>	214,3	12:10'24.096	12	23.976	36.998	26.975	36.311	2'04.260	198,2	12:11'16.121
							Race Time 23'56.959								Race Time 24'48.984
<b>19° 37 R. MAGNIN (1'58.409)</b>								<b>23° 73 X. RODRIGUEZ (2'03.398)</b>							
Lap	Seg.1	Seg.2	Seg.3	Seg.4	Lap Time	km/h	Local Time	Lap	Seg.1	Seg.2	Seg.3	Seg.4	Lap Time	km/h	Local Time
1		36.560	25.917	35.495	2'06.200	195,3	11:48'33.337	1		37.701	26.921	36.749	2'11.130	184,6	11:48'38.267
2	22.202	35.724	25.920	35.504	1'59.350	<b>217,7</b>	11:50'32.687	2	<b>23.015</b>	<b>37.200</b>	26.649	36.534	<b>2'03.398</b>	<b>217,7</b>	11:50'41.665
3	22.058	35.716	<b>25.787</b>	35.612	1'59.173	215,6	11:52'31.860	3	23.312	37.429	<b>26.617</b>	36.499	<b>2'03.857</b>	211,8	11:52'45.522
4	22.255	35.812	25.904	35.439	1'59.410	217,3	11:54'31.270	4	23.380	37.230	26.644	<b>36.154</b>	2'03.408	213,0	11:54'48.930
5	22.323	36.010	25.871	35.531	1'59.735	213,0	11:56'31.005	5	23.320	37.264	26.664	36.553	2'03.801	213,0	11:56'52.731
6	22.064	36.092	26.116	35.396	1'59.668	216,0	11:58'30.673	6	23.303	37.752	26.756	36.882	2'04.693	213,0	11:58'57.424
7	22.116	35.575	26.126	35.304	1'59.121	214,3	12:00'29.794	7	23.506	37.468	26.779	36.775	2'04.528	212,2	12:01'01.952
8	22.044	<b>35.340</b>	25.884	<b>35.141</b>	<b>1'58.409</b>	216,0	12:02'28.203	8	23.657	37.522	27.252	36.657	2'05.088	210,5	12:03'07.040
9	<b>22.018</b>	35.576	25.916	35.255	1'58.765	216,0	12:04'26.968	9	23.392	37.525	26.770	36.782	2'04.469	210,5	12:05'11.509
10	22.201	35.492	25.972	35.428	1'59.093	210,9	12:06'26.061	10	23.407	37.475	26.800	36.552	2'04.234	209,7	12:07'15.743
11	22.322	35.576	26.038	35.393	1'59.329	210,9	12:08'25.390	11	23.641	37.353	26.671	36.443	2'04.108	207,7	12:09'19.851
12	22.256	35.698	25.904	35.212	1'59.070	212,2	12:10'24.460	12	23.622	37.629	27.073	37.076	2'05.400	210,1	12:11'25.251
							Race Time 23'57.323								Race Time 24'58.114
<b>20° 38 F. LINARES DELEFRATE (2'00.742)</b>								<b>24° 9 M. DELESTRE (1'57.282)</b>							
Lap	Seg.1	Seg.2	Seg.3	Seg.4	Lap Time	km/h	Local Time	Lap	Seg.1	Seg.2	Seg.3	Seg.4	Lap Time	km/h	Local Time
1		37.374	26.475	35.903	2'07.802	194,9	11:48'34.939	1		38.689	28.862	52.197	3'09.415P	160,7	11:49'36.552
2	<b>22.684</b>	36.301	26.528	36.337	2'01.850	<b>220,9</b>	11:50'36.789	2	5'24.422	37.008	26.562	35.985	7'03.977P	145,4	11:56'40.529
3	23.264	36.912	26.786	36.623	2'03.585	210,9	11:52'40.374	3	22.382	35.916	25.929	35.366	1'59.593	212,2	11:58'40.122
4	23.456	37.000	26.641	36.616	2'03.713	206,9	11:54'44.087	4	22.311	35.422	25.774	35.061	1'58.568	211,8	12:00'38.690
5	23.201	36.191	<b>26.106</b>	35.780	2'01.278	204,5	11:56'45.365	5	22.214	35.303	25.595	34.827	1'57.939	213,4	12:02'36.629
6	22.961	36.684	26.731	36.194	2'02.570	208,5	11:58'47.935	6	22.119	35.138	25.615	34.843	1'57.715	213,4	12:04'34.344
7	22.908	36.365	26.362	36.201	2'01.836	210,9	12:00'49.771	7	22.041	<b>35.085</b>	<b>25.477</b>	34.679	<b>1'57.282</b>	212,2	12:06'31.626
8	22.998	36.688	26.466	36.391	2'02.543	210,9	12:02'52.314	8	<b>22.021</b>	35.119	25.611	<b>34.559</b>	1'57.310	213,0	12:08'28.936
9	23.141	<b>35.845</b>	26.309	35.722	2'01.017	208,9	12:04'53.331	9	23.035	35.262	25.743	34.894	1'58.934	<b>213,9</b>	12:10'27.870
10	23.248	36.325	26.305	35.833	2'01.711	208,5	12:06'55.042								Race Time 24'00.733
11	22.884	36.495	26.204	35.552	2'01.135	208,1	12:08'56.177	<b>RET 55 L. GASPERINI (1'55.193)</b>							
12	22.981	36.234	26.300	<b>35.227</b>	<b>2'00.742</b>	208,1	12:10'56.919	Lap	Seg.1	Seg.2	Seg.3	Seg.4	Lap Time	km/h	Local Time
							Race Time 24'29.782	1		35.030	25.485	34.664	2'00.711	183,7	11:48'27.848
<b>21° 7 E. BARRETO (2'00.910)</b>								2	22.477	34.934	25.270	33.985	1'56.666	210,5	11:50'24.514
Lap	Seg.1	Seg.2	Seg.3	Seg.4	Lap Time	km/h	Local Time	3	24.041	34.841	25.145	<b>33.901</b>	1'57.928	219,5	11:52'22.442
1		37.393	26.777	36.620	2'09.378	189,5	11:48'36.515	4	<b>21.296</b>	<b>34.651</b>	<b>24.888</b>	34.358	<b>1'55.193</b>	217,3	11:54'17.635
2	22.999	36.679	26.703	36.647	2'03.028	213,9	11:50'39.543	5	21.682	35.310	25.169	34.145	1'56.306	<b>220,9</b>	11:56'13.941
3	<b>22.692</b>	36.304	26.408	36.322	2'01.726	210,9	11:52'41.269								Race Time 9'46.804
4	23.227	36.565	26.556	36.583	2'02.931	209,3	11:54'44.200	<b>RET 77 N. TUCKS (1'58.914)</b>							
5	22.786	<b>36.245</b>	26.570	35.989	2'01.590	208,5	11:56'45.790	Lap	Seg.1	Seg.2	Seg.3	Seg.4	Lap Time	km/h	Local Time
6	22.964	36.478	26.781	36.130	2'02.353	210,5	11:58'48.143	1		36.643	26.196	36.091	2'06.957	191,2	11:48'34.094
7	22.989	36.471	26.321	36.113	2'01.894	<b>215,1</b>	12:00'50.037	2	<b>22.261</b>	<b>35.566</b>	<b>25.677</b>	<b>35.410</b>	<b>1'58.914</b>	<b>216,9</b>	11:50'33.008
8	22.882	36.732	26.196	36.656	2'02.466	214,3	12:02'52.503								Race Time 4'05.871
9	22.728	36.365	<b>26.111</b>	35.706	<b>2'00.910</b>	212,2	12:04'53.413	<b>RET 94 P. LENZ (2'00.194)</b>							
10	23.364	36.408	26.146	35.951	2'01.869	207,3	12:06'55.282	Lap	Seg.1	Seg.2	Seg.3	Seg.4	Lap Time	km/h	Local Time
11	22.788	36.687	26.149	<b>35.543</b>	2'01.167	213,0	12:08'56.449	1		<b>35.991</b>	26.086	35.516	2'05.717	192,2	11:48'32.854
								2	22.683	36.096	<b>25.984</b>	<b>35.431</b>	<b>2'00.194</b>	<b>217,3</b>	11:50'33.048

24/09/2022 P = Pits In/Out - C = Lap Time Cancelled

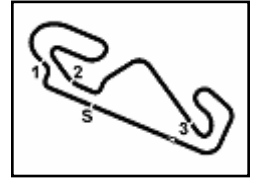
These data/results cannot be reproduced, stored and/or transmitted in whole or in part by any manner of electronic, mechanical, photocopying, recording, broadcasting or otherwise now known or herein after developed without the previous express consent by the copyright owner, except for reproduction in daily press and regular printed publications on sale to the public within 60 days of the event related to those data/results and always provided that copyright symbol appears together as follows below.

© DORNA WSBK ORGANIZATION Srl 2022



3.4

Yamaha R7



Circuit de Barcelona 4.657 m

4 / 4

# Catalunya Round, 23-25 September 2022 Chronological Analysis Race 1

Start at 11:46'27.137

Race Time 4'05.911

24/09/2022 P = Pits In/Out - C = Lap Time Cancelled

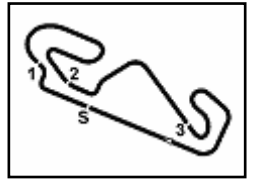
These data/results cannot be reproduced, stored and/or transmitted in whole or in part by any manner of electronic, mechanical, photocopying, recording, broadcasting or otherwise now known or herein after developed without the previous express consent by the copyright owner, except for reproduction in daily press and regular printed publications on sale to the public within 60 days of the event related to those data/results and always provided that copyright symbol appears together as follows below.

© DORNA WSBK ORGANIZATION Srl 2022



3.5

Yamaha R7



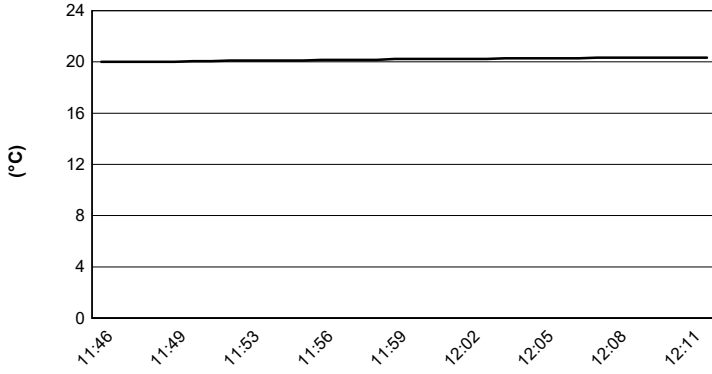
Circuit de Barcelona 4.657 m

# Catalunya Round, 23-25 September 2022

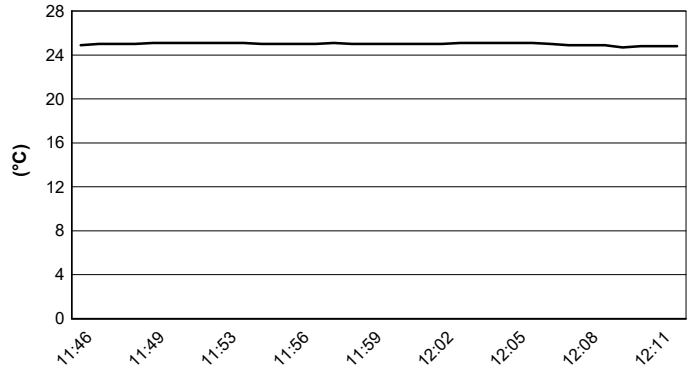
## Weather Report Race 1

Session started 11:46 - Session ended 12:12


### Air Temperature



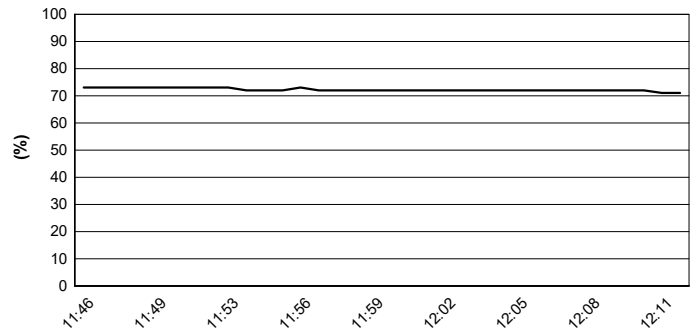
### Track Temperature



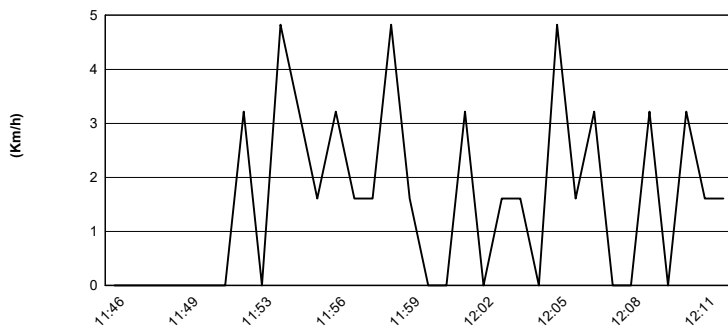
### Air Pressure



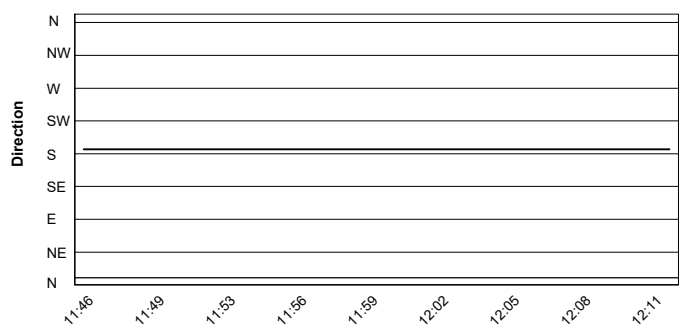
### Humidity



### Wind Speed



### Wind Direction



24/09/2022

These data/results cannot be reproduced, stored and/or transmitted in whole or in part by any manner of electronic, mechanical, photocopying, recording, broadcasting or otherwise now known or herein after developed without the previous express consent by the copyright owner, except for reproduction in daily press and regular printed publications on sale to the public within 60 days of the event related to those data/results and always provided that copyright symbol appears together as follows below.

© DORNA WSBK ORGANIZATION Srl 2022